

REV	MODIFICATION	DATE	DRAW
B	EN-05-0431	04-29-05"	JIM LIU
C	EN-05-0526	05-26-05"	JIM LIU
D	EN-06-1215	12-21-06"	TONY

Ordering Information:  
**AIOAX-154XXBTXX**

Contact Area Plating:

- 05-- 5u" Gold Plating
- 10-- 10u" Gold Plating
- 15-- 15u" Gold Plating

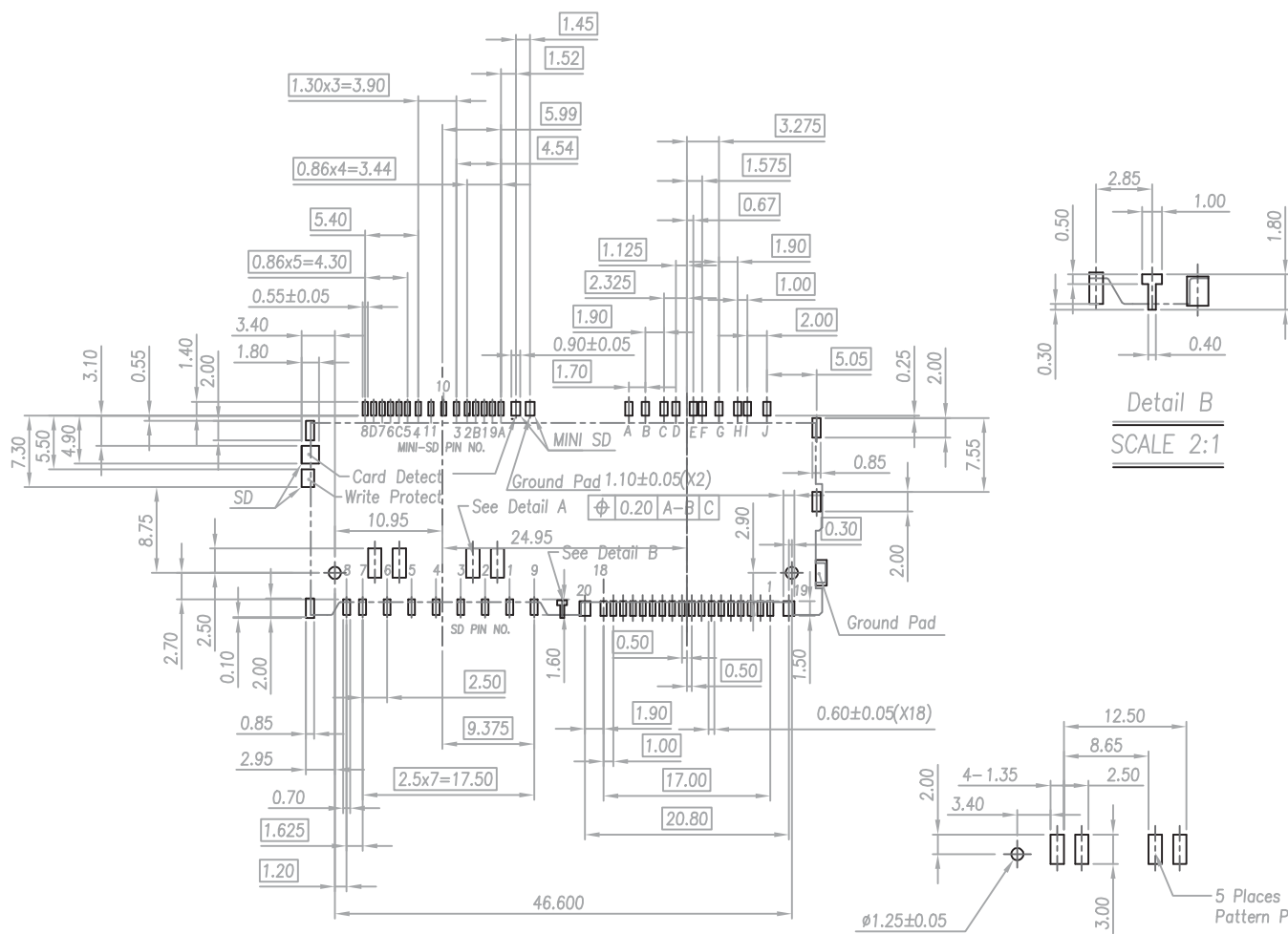
0 : WITH DATE CODE  
 1 : WITHOUT DATE CODE  
 0 : WITHOUT LOGO  
 1 : WITH LOGO  
 T : RoHS

DIMENSION IN mm [Inch]		PROD. SPEC. SP0087	ALMITA CO., LTD.	
TOLERANCE UNLESS OTHERWISE SPECIFIED		PKG. SPEC. PPP-AIO-005	TITLE SD/MMC(&4.0)/MINI SD,MS,MS PRO MS DUO,XD,RS MMC(&4.0) 10 IN 1 CONN.	CUSTOMER DRAWING
.X±0.30	X.*±	APPROVE	FILE NO. KFP-087	DWG NO. AIOAX-154XXBXXX
.XX±0.20	.X.*±	CHECK	SIZE <b>A4</b>	PROJ.  SHEET 1 / 2
.XXX±0.10	.XX.*±	DRAW	SCALE 3:2	REV D

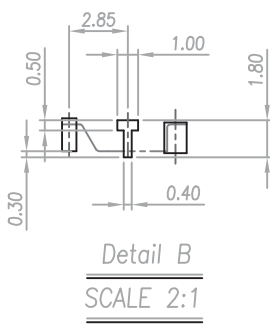
REV	MODIFICATION	DATE	DRAW
B	EN-05-0431	04-29-05"	JIM LIU
C	EN-05-0526	05-26-05"	JIM LIU
D	EN-06-1215	12-21-06"	TONY

F  
E  
D  
C  
B  
A

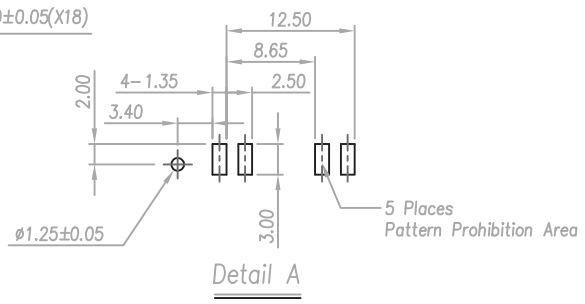
F  
E  
D  
C  
B  
A



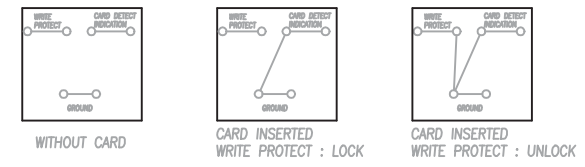
P.C.B Layout ( Top View )



Detail B  
SCALE 2:1



Detail A



NOTES:

- Material:
  - Housing: Thermoplastic UL94V-0
  - Color: Black
  - Contact: Phosphor Bronze.
  - RoHS at Solder Tail, See "Ordering Information" for Contact Area Plating
  - Cover: Phosphor Bronze, Nickel plating for all.
- Specification:
  - A. Electrical Characteristics:
    - A-1. Contact Resistance: 40 Milliohms Max.
    - A-2. Dielectric Withstanding Voltage: 500 VAC Max With 1 Minute
    - A-3. Insulation Resistance: 1000 Megaohms Min.
    - A-4. Current Rating: 1 A AC/DC MAX. Rated Voltage: 500 V RMS Min.
  - B. Mechanical Characteristics:
    - B-1. Insertion Force: 9.80 N Max.
    - B-2. Separation Force: 1.00 N Min.
    - B-3. Contact Retention Force: 0.98 N Min. Per Contact
    - B-4. Operating Temperature: -20°C ~ +60°C

SD & MMC & RS MMC	MINI SD	MS & MS DUO	XD				MMC 4.0
PIN	NAME	PIN	NAME	PIN	NAME	PIN	NAME
1	CD/DAT3	1	CD/DAT3	A	VSS	1	GND
2	CMD/DI	2	CMD/DI	B	BS	2	R/B#
3	VSS1	3	VSS1	C	VCC	3	RE#
4	VDD	4	VDD	D	SDIO	4	CE#
5	CLK/SCLK	5	CLK/SCLK	E	Reserved	5	CLE
6	VSS2	6	VSS2	F	INS	6	ALE
7	DAT0	7	DAT0	G	Reserved	7	WE#
8	DAT1	8	DAT1	H	SCLK	8	WP#
9	DAT2	9	DAT2	I	VCC	9	GND
		10		J	VSS	10	DO
		11				11	D1

DIMENSION IN mm [Inch]		PROD. SPEC.
TOLERANCE UNLESS OTHERWISE SPECIFIED		SP0087
.X±0.10	X.*±	PKG. SPEC. PPP-A10-005
.XX±0.05	.X.*±	APPROVE
.XXX±	.XX.*±	CHECK
		DRAW

<b>ALMITA CO., LTD.</b>	
TITLE	SD/MMC(&4.0)/MINI SD,MS,MS PRO MS DUO,XD,RS MMC(&4.0) 10 IN 1 CONN.
<b>CUSTOMER DRAWING</b>	
FILE NO. KFP-087	DWG NO. AIOAX-154XXBXXX
SIZE <b>A4</b>	PROJ.  SHEET 2 / 2
	SCALE 3:2 REV D