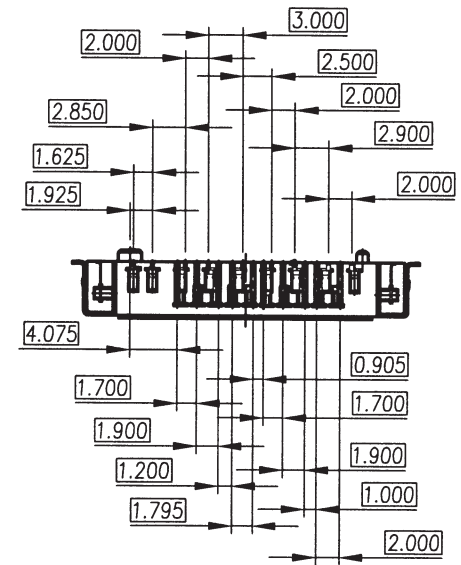
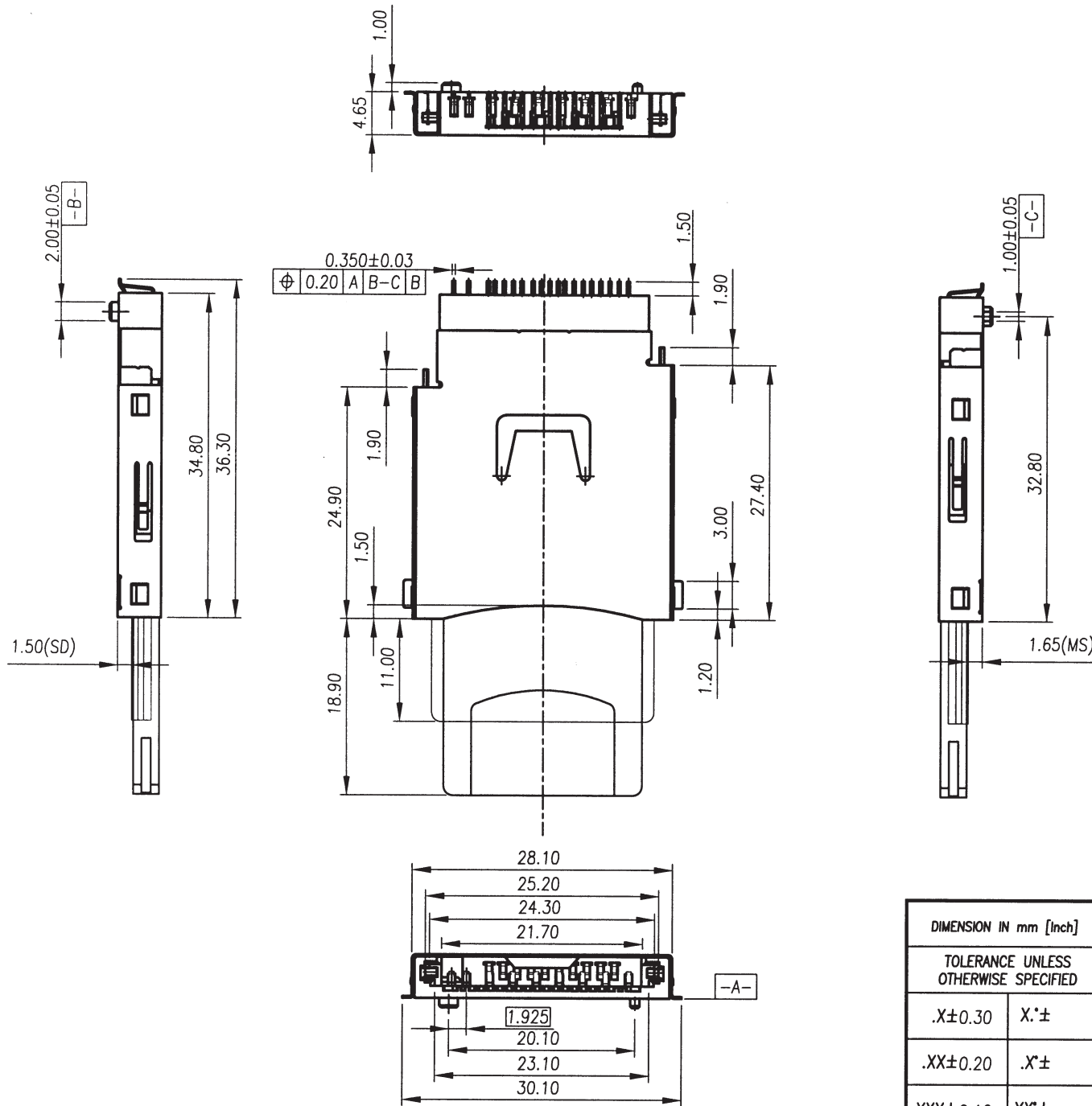


REV	MODIFICATION	DATE	DRAW
B	EN-04-1222	12.10.04"	Aaron

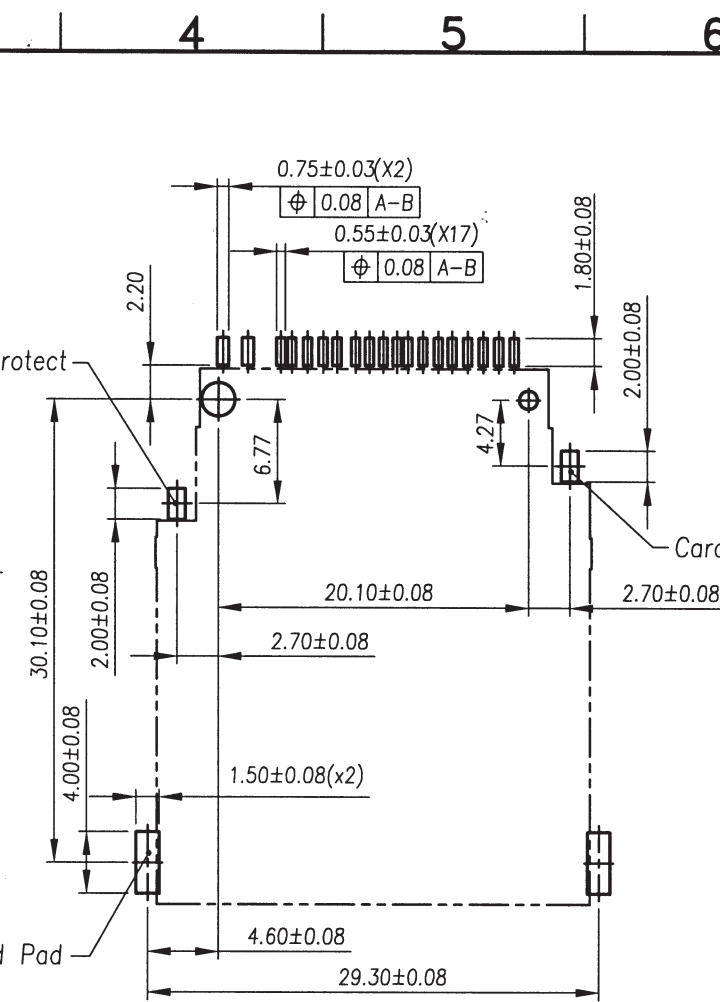
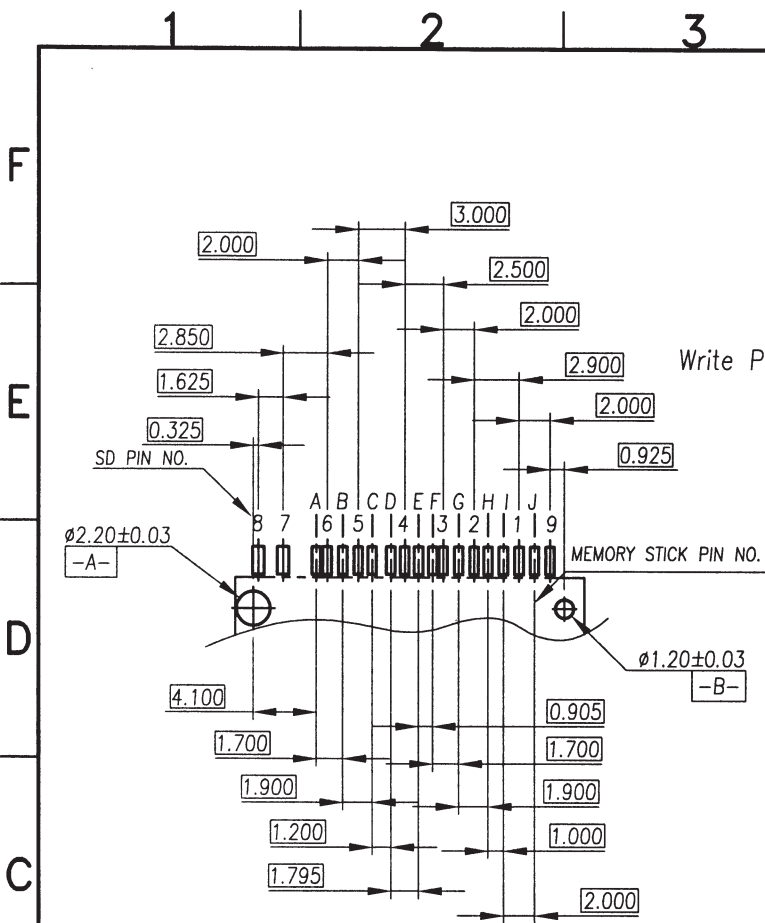
Ordering Information:
A104X-221XXBXX0

Contact Area Plating: 0 : W/O LOGO
05--5u" Gold Plating 1 : WITH LOGO
10--10u" Gold Plating 0 : TIN/LEAD PLATING
15--15u" Gold Plating T : LEAD FREE



DIMENSION IN mm [Inch]		PROD. SPEC. SP0060	ALMITA CO., LTD.	
TOLERANCE UNLESS OTHERWISE SPECIFIED		PKG. SPEC. PPP-A0-002	TITLE SD,MMC,MEMORY STICK 3 IN 1 CONNECTOR	CUSTOMER DRAWING
.X±0.30	X.±	APPROVE <i>[Signature]</i>	FILE NO. KFP-060	DWG NO. A104X-221XXBXX0
.XX±0.20	.X.±	CHECK <i>[Signature]</i>	SIZE A4	PROJ. SHEET 1 / 3
.XXX±0.10	.XX.±	DRAW Aaron 10/04	SCALE 3:2	REV B

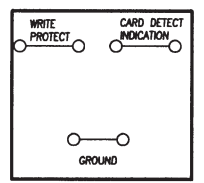
REV	MODIFICATION	DATE	DRAW
B	EN-04-1222	12.10.04"	Aaron



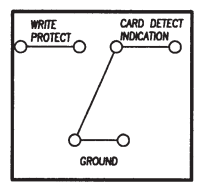
NOTES:

1.Material:
Housing:Thermoplastic UL94V-0
Color:Black
Contact:Phosphor Bronze.
Tin/Lead 100u" at Solder Tail,See
"Ordering Information" for Contact
Area Plating
Mounting Ear, Brass Nickel plating for all.

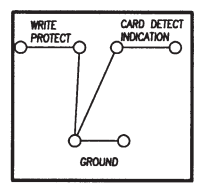
2.Specification:
A.Electrical Characteristics:
A-1.Contact Resistance: 100 MΩ Max.
A-2.Dielectric Withstanding Voltage:
500 VAC Max With 1 Minute
A-3.Insulation Resistance:1000 MΩ Min.
A-4.Current Rating:0.5A AC/DC MAX.
Rated Voltage:5V RMS Min.
B.Mechanical Characteristics:
B-1.Insertion Force:9.80 N Max.
B-2.Separation Force:1.96 N Min.
B-3.Retaintion Force:4.9 N Min.
Per Contact
B-4.Operating Temperature:-25°C~+90°C



WITHOUT CARD



CARD INSERTED
WRITE PROTECT : LOCK

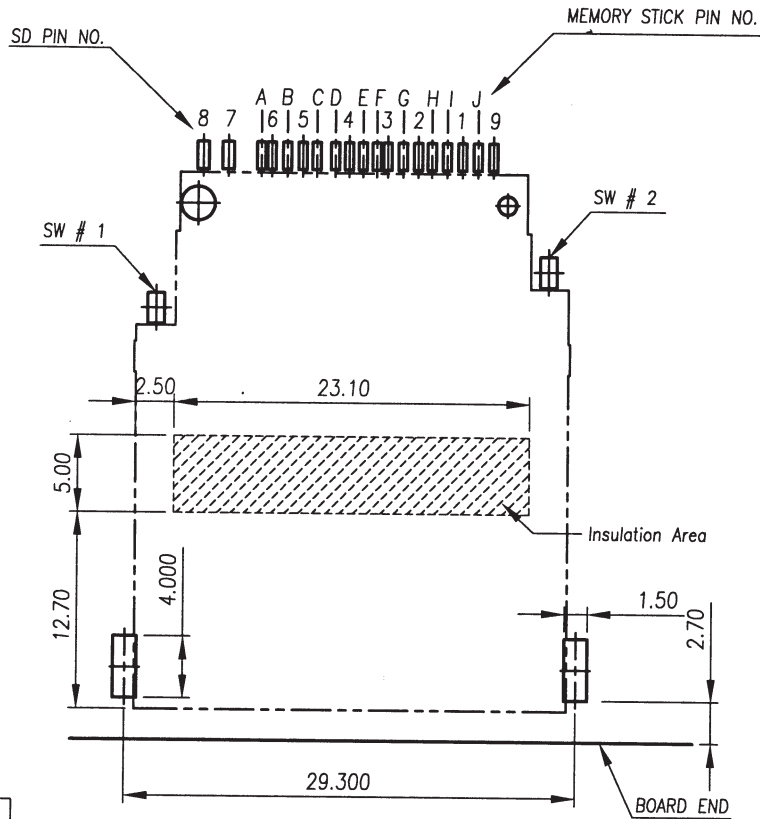


CARD INSERTED
WRITE PROTECT : UNLOCK

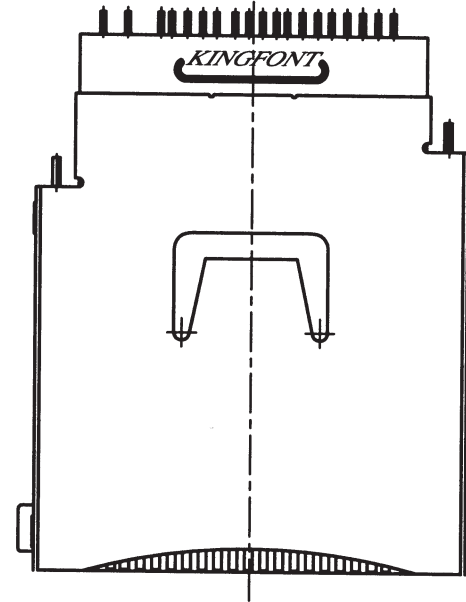
DIMENSION IN mm [Inch]		PROD. SPEC.
TOLERANCE UNLESS OTHERWISE SPECIFIED		SP0060
.XX±0.20	.X'±	PKG. SPEC. PPP-A0-002
.XXX±0.10	.XX'±	APPROVE <i>[Signature]</i>
		CHECK <i>[Signature]</i>
		DRAW <i>[Signature]</i>

ALMITA CO., LTD.	
TITLE	SD,MMC,MEMORY STICK 3 IN 1 CONNECTOR
FILE NO. KFP-060	DWG NO. AI04X-221XXBXX0
SIZE	A4
SCALE	2:1
PROJ.	SHEET 2 / 3
REV	B

REV	MODIFICATION	DATE	DRAW
B	EN-04-1222	12.10.04"	Aaron



PCB LAYOUT TOP VIEW



SD & MMC		MS	
PIN	NAME	PIN	NAME
1	CD/DAT3	A	VSS
2	CMD/DI	B	BS
3	VSS1	C	VCC
4	VDD	D	SDIO
5	CLK/SCLK	E	Reserved
6	VSS2	F	INS
7	DAT0	G	Reserved
8	DAT1	H	SCLK
9	DAT2	I	VCC
		J	VSS

DIMENSION IN mm [Inch]		PROD. SPEC. SP0060	ALMITA CO., LTD.	
TOLERANCE UNLESS OTHERWISE SPECIFIED		PKG. SPEC. PPP-AIO-002	TITLE SD,MMC,MEMORY STICK 3 IN 1 CONNECTOR	CUSTOMER DRAWING
.X±0.30	X'±	APPROVE <i>[Signature]</i>	FILE NO. KFP-060	DWG NO. AIO4X-221XXBXX0
.XX±0.20	.X'±	CHECK <i>[Signature]</i>	SIZE A4	PROJ. SHEET 3 / 3
.XXX±0.10	.XX'±	DRAW <i>[Signature]</i>	SCALE 2:1	REV B