

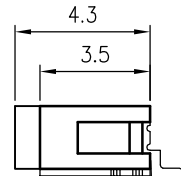
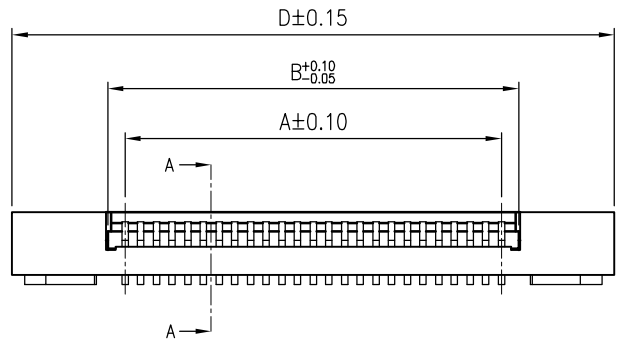
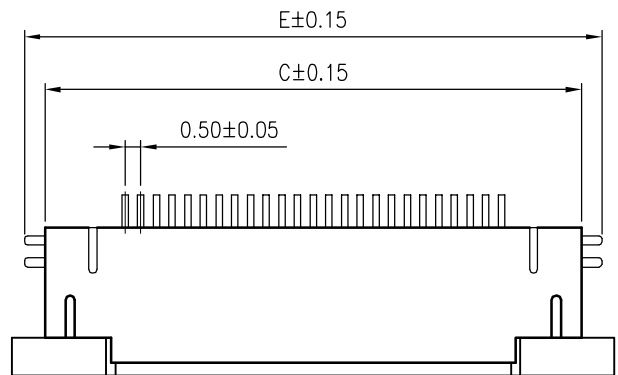
A

B

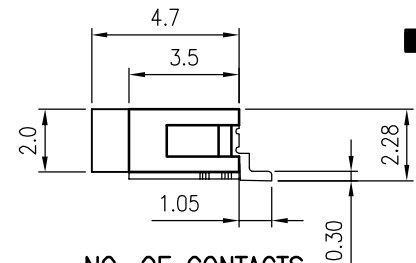
C

D

E



NO. OF CONTACTS  
3 PIN~30 PIN



NO. OF CONTACTS  
31 PIN~61 PIN

■ MATERIAL

HOUSING: HIGH-TEMP.  
ACTUATOR: HIGH-TEMP.  
CONTACT: PHOSPHOR BRONZE. PLATING:ALL TIN,LEAD FREE.  
HOLDDOWN: BRASS. PLATING:ALL TIN,LEAD FREE.

■ ELECTRICAL

VOLTAGE: 50V MAX.  
CURRENT: 0.5A MAX.  
DIELECTRIC WITHSTANDING VOLTAGE: 250 VAC.  
INSULATION RESISTANCE: 50 MEGAOHMS MIN.  
CONTACT RESISTANCE: 20 MILLIOHMS MAX.

■ ENVIRONMENTAL

TEMPERATURE RANGE: -20°C TO 85°C.

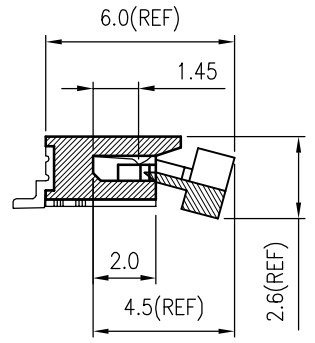
■ FEATURE AND SPECIFICATIONS

SIZES 03 TO 61 PIN.  
FOR 0.3mm THICKNESS FFC/FPC.

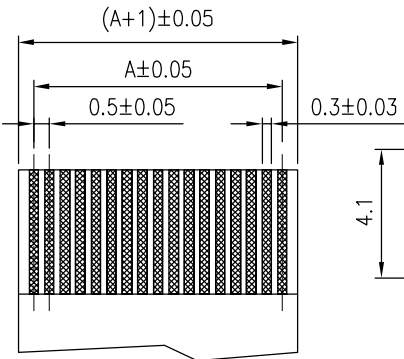
■ PART NO.

FZ 1 2 X - XX X  
① ② ③ ④ ⑤ ⑥

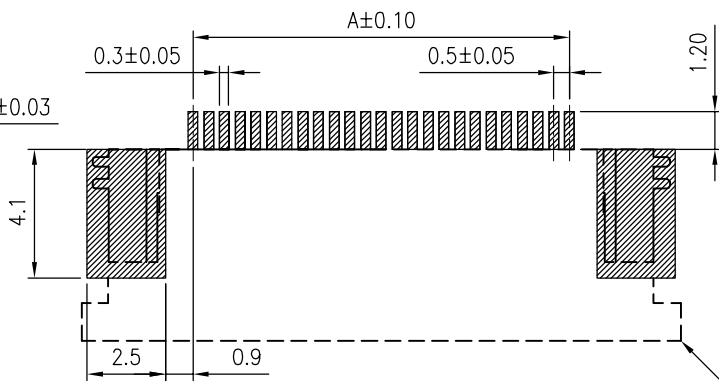
- ① FZ : FPC ZIF SMT SERIES
- ② 1 : 0.5 mm PITCH
- ③ 2 : BODY HIGH 2.0 mm
- ④ X : TYPE
- 3 : SIDE ENTRY , UPPER CONTACT (ALL TIN,LEAD FREE)
- 7 : SIDE ENTRY , UPPER CONTACT (ALL Gold 1u")
- ⑤ XX : NO. OF CONTACTS 03 - 61 PIN
- ⑥ X : PACKING
- 2 : TUBE
- 4 : REEL



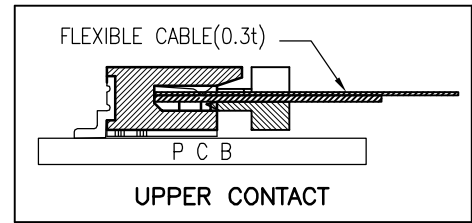
SECTION A-A



FFC/FPC DIMENSION  
THICKNESS 0.30 mm



RECOMMENDED PCB LAYOUT



UPPER CONTACT

SIDE ENTRY , UPPER CONTACT

				TOLERANCE				TITLE: FPC/FFC 0.5 PITCH CONNECTOR , ZIF SMT TYPE BODY HIGH 2.0 mm			
F		Willson	May.08.2006	LINEAR	ANGLES			PART NO. FZ12X-XXX			
E		Willson	Jan.05.2006	X.±0.20	X*.±			DWG NO. FZ1207			
D		Willson	Jul.27.2005	.X±0.15	.X*±	APPD:	Jason	MAT'L:			
C		Willson	May.11.2005	.XX±0.10	.XX*±	CHKD:	Schumi	FINISH:			
REV	ECN NO.	NAME	DATE	.XXX±0.05	.XXX*±	DRWN:	Willson	Q'TY:			

		UNITS	SCALE	SHEET	REV
		MM	1 : 1	3 OF 5	F

■ DIMENSION TABLE

Circuits	Dimension					Circuits	Dimension					Circuits	Dimension				
	A	B	C	D	E		A	B	C	D	E		A	B	C	D	E
3	1.00	2.10	6.10	8.10	7.40	23	11.00	12.10	16.10	18.10	17.40	43	21.00	22.10	26.10	28.10	27.40
4	1.50	2.60	6.60	8.60	7.90	24	11.50	12.60	16.60	18.60	17.90	44	21.50	22.60	26.60	28.60	27.90
5	2.00	3.10	7.10	9.10	8.40	25	12.00	13.10	17.10	19.10	18.40	45	22.00	23.10	27.10	29.10	28.40
6	2.50	3.60	7.60	9.60	8.90	26	12.50	13.60	17.60	19.60	18.90	46	22.50	23.60	27.60	29.60	28.90
7	3.00	4.10	8.10	10.10	9.40	27	13.00	14.10	18.10	20.10	19.40	47	23.00	24.10	28.10	30.10	29.40
8	3.50	4.60	8.60	10.60	9.90	28	13.50	14.60	18.60	20.60	19.90	48	23.50	24.60	28.60	30.60	29.90
9	4.00	5.10	9.10	11.10	10.40	29	14.00	15.10	19.10	21.10	20.40	49	24.00	25.10	29.10	31.10	30.40
10	4.50	5.60	9.60	11.60	10.90	30	14.50	15.60	19.60	21.60	20.90	50	24.50	25.60	29.60	31.60	30.90
11	5.00	6.10	10.10	12.10	11.40	31	15.00	16.10	20.10	22.10	21.40	51	25.00	26.10	30.10	32.10	31.40
12	5.50	6.60	10.60	12.60	11.90	32	15.50	16.60	20.60	22.60	21.90	52	25.50	26.60	30.60	32.60	31.90
13	6.00	7.10	11.10	13.10	12.40	33	16.00	17.10	21.10	23.10	22.40	53	26.00	27.10	31.10	33.10	32.40
14	6.50	7.60	11.60	13.60	12.90	34	16.50	17.60	21.60	23.60	22.90	54	26.50	27.60	31.60	33.60	32.90
15	7.00	8.10	12.10	14.10	13.40	35	17.00	18.10	22.10	24.10	23.40	55	27.00	28.10	32.10	34.10	33.40
16	7.50	8.60	12.60	14.60	13.90	36	17.50	18.60	22.60	24.60	23.90	56	27.50	28.60	32.60	34.60	33.90
17	8.00	9.10	13.10	15.10	14.40	37	18.00	19.10	23.10	25.10	24.40	57	28.00	29.10	33.10	35.10	34.40
18	8.50	9.60	13.60	15.60	14.90	38	18.50	19.60	23.60	25.60	24.90	58	28.50	29.60	33.60	35.60	34.90
19	9.00	10.10	14.10	16.10	15.40	39	19.00	20.10	24.10	26.10	25.40	59	29.00	30.10	34.10	36.10	35.40
20	9.50	10.60	14.60	16.60	15.90	40	19.50	20.60	24.60	26.60	25.90	60	29.50	30.60	34.60	36.60	35.90
21	10.00	11.10	15.10	17.10	16.40	41	20.00	21.10	25.10	27.10	26.40	61	30.00	31.10	35.10	37.10	36.40
22	10.50	11.60	15.60	17.60	16.90	42	20.50	21.60	25.60	27.60	26.90						

				TOLERANCE				TITLE: FPC/FFC 0.5 PITCH CONNECTOR , ZIF SMT TYPE BODY HIGH(WIDTH) 2.0 mm					
				LINEAR	ANGLES			PART NO. FZ12X-XXX					
				X.±0.20	X'±	APPD:	Jason	MAT'L:	DWG NO. FZ1207				
F		Willson	May.08.2006	.XX±0.10	.XX'±	CHKD:	Schumi	FINISH:		UNITS	SCALE	SHEET	REV
REV	ECN NO.	NAME	DATE	.XXX±0.05	.XXX'±	DRWN:	Willson	Q'TY:		MM	1 : 1	5 OF 5	F